



lumini Solucoes em Iluminacao LTDA
www.lumini.com.br
Email:laboratorio@lumini.com.br
Tel:+55 11 3437-5555 Fax:+55 11 3437-5555
Address:Rua Ferreira Viana, 716 - Socorro - São Paulo/SP

lumini

LumCAT:

Luminaire: mini track darklight serie 3 fm

LampCAT: modulo led 8W 30K irc 90

Ballast type:

Report No:

Voltage(V): 127.0000

Test No:

Current(A): 0.1730

Number of Lamps: 1

Power (W): 9.9800

Lamp flux(lm): 715.0

PF: 0.9990

Length(mm): 160

Width(mm): 25

Phm Type: C

Height(mm): 0

Photometric Results

Lumens(lm): 621.65, Efficiency(%): 86.94% , Luminous Efficacy(lm/W): 62.29

Central intensity(cd): 2072.511, Maximum intensity(cd): 2072.511

Angle of maximum intensity: $C=0.0$ $\gamma=0.0$

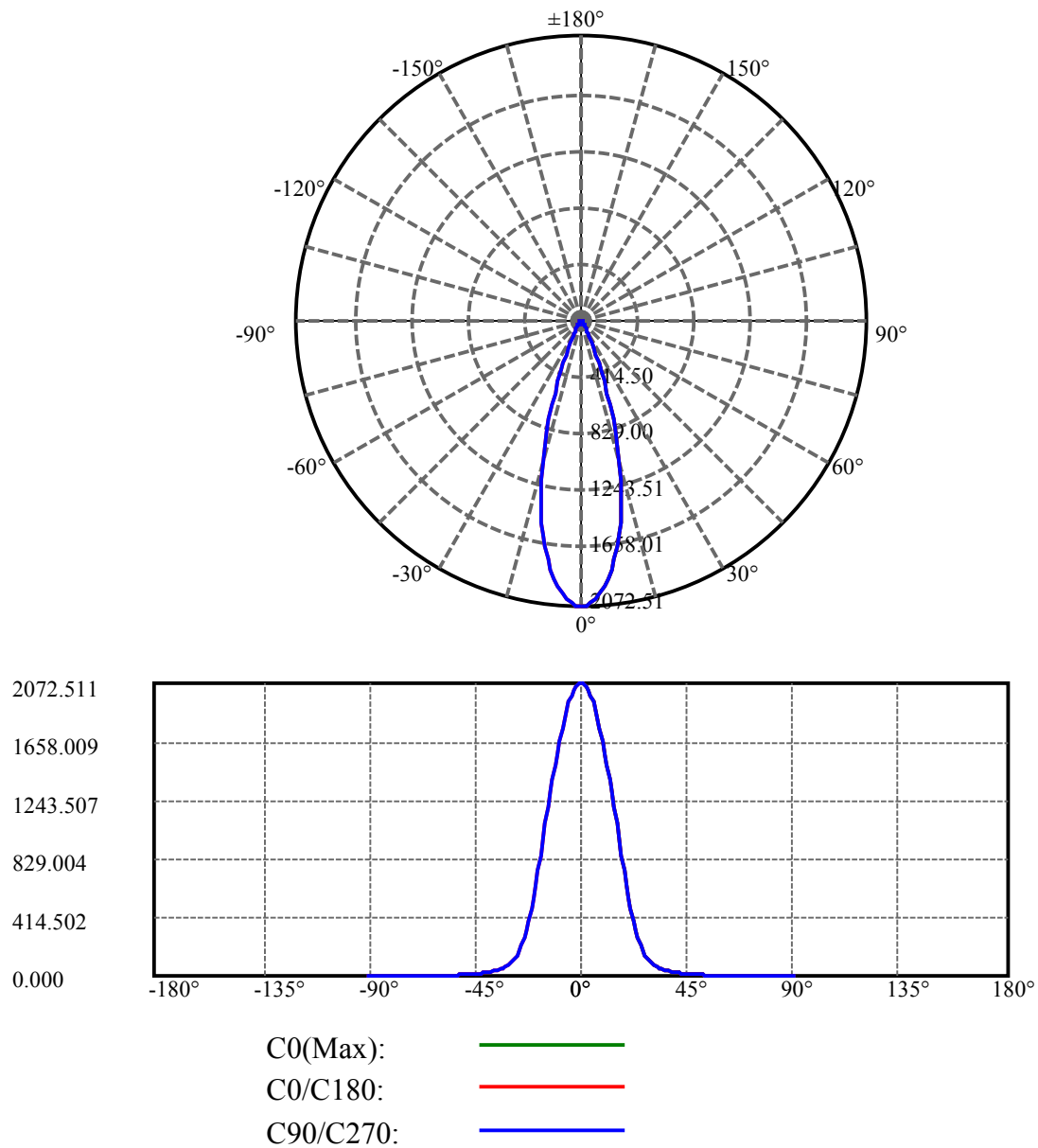
Beam angle of C0 plane : 30.76

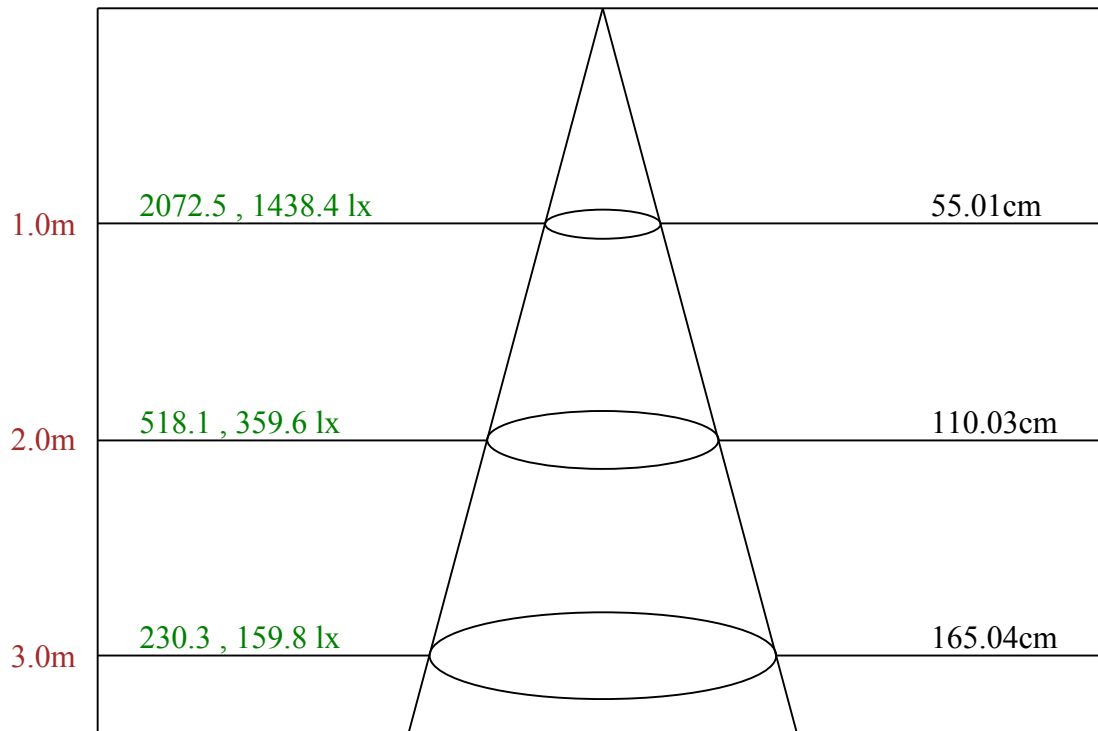
Aveage BeamAngle(IEC 61341):30.76

Equipment: equipamento lumini
Temperature(°C): 25.5

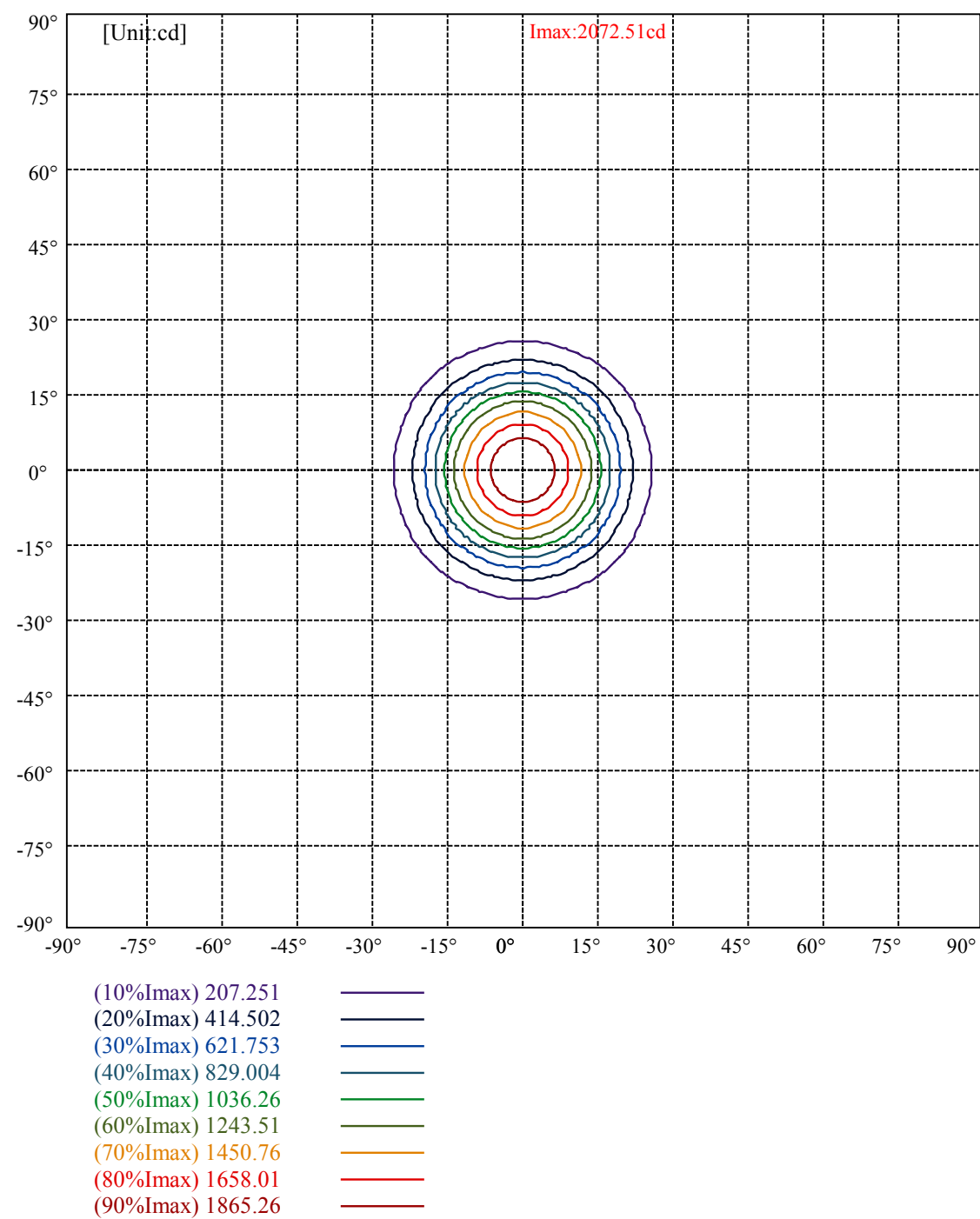
Date: 7/30/2024
Humidity(%): 55.0%

Operator: 01
Distance(m): 6.90





Max , Ave Beam angle of C0 plane 30.76



lumini

Luminance Limiting Curve(no luminous side)

Appendix Page: 5 Total:6

Luminance Table

γ	45	50	55	60	65	70	75	80	85
C0	4936	3000	1785	1220	1141	1357	1794	2639	5258
C45	4936	3000	1785	1220	1141	1357	1794	2639	5258
C90	4936	3000	1785	1220	1141	1357	1794	2639	5258

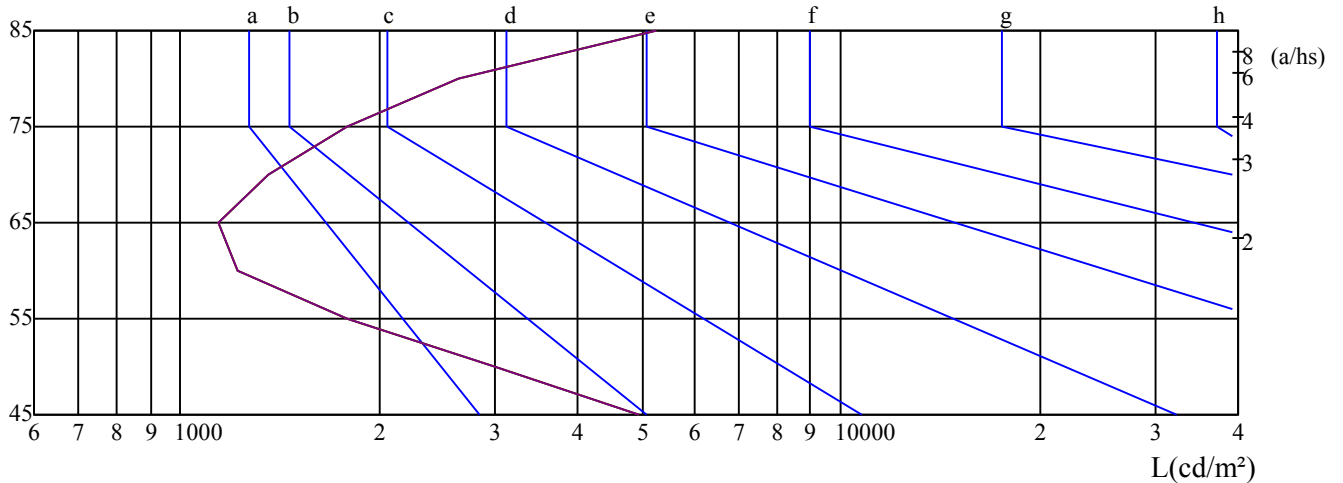
L(Hor)(65)	L(Ver)(65)	L45(65)	L(Hor)(75)	L(Ver)(75)	L45(75)	L(Hor)(85)	L(Ver)(85)	L45(85)
1141	1141	1141	1794	1794	1794	5258	5258	5258

Glare Table

Glare	Quality	Service Values Illuminance(lx)							
1.15	A	2000	1000	500	<=300				
1.5	B		2000	1000	500	<=300			
1.85	C			2000	1000	500	<=300		
2.2	D				2000	1000	500	<=300	
2.55	E					2000	1000	500	<=300
		a	b	c	d	e	f	g	h

Luminance Limiting Curve

$\gamma(^{\circ})$



C0 ———

C45 ———

C90 ———

Equipment: equipamento lumini
Temperature($^{\circ}$ C): 25.5

Date: 7/30/2024
Humidity(%): 55.0%

Operator: 01
Distance(m): 6.90

Illumination assessment according UGR											
Rf of Ceiling	70	70	50	50	30	70	70	50	50	30	
Rf of Wall	50	30	50	30	30	50	30	50	30	30	
Rf of Floor	20	20	20	20	20	20	20	20	20	20	
Room dimensions		Viewed crosswise					Viewed endwise				
X	Y										
2H	2H	8.91	9.83	9.27	10.14	10.46	8.82	9.75	9.19	10.06	10.38
	3H	9.02	9.85	9.41	10.19	10.53	8.93	9.75	9.32	10.09	10.44
	4H	9.28	10.04	9.68	10.39	10.76	9.16	9.92	9.56	10.28	10.65
	6H	9.82	10.51	10.24	10.89	11.29	9.68	10.37	10.09	10.75	11.15
	8H	10.24	10.90	10.66	11.29	11.70	10.07	10.74	10.50	11.12	11.53
	12H	10.85	11.48	11.28	11.87	12.29	10.66	11.28	11.08	11.68	12.10
4H	2H	8.72	9.48	9.12	9.84	10.20	8.64	9.40	9.05	9.76	10.13
	3H	8.97	9.60	9.39	10.00	10.42	8.88	9.51	9.30	9.91	10.33
	4H	9.44	9.99	9.88	10.42	10.87	9.33	9.88	9.77	10.30	10.75
	6H	10.24	10.73	10.71	11.18	11.63	10.10	10.58	10.57	11.03	11.49
	8H	10.89	11.34	11.38	11.80	12.28	10.72	11.17	11.21	11.63	12.10
	12H	11.78	12.19	12.27	12.65	13.17	11.58	11.99	12.07	12.44	12.96
8H	4H	9.56	10.01	10.05	10.47	10.94	9.46	9.91	9.94	10.37	10.84
	6H	10.65	11.02	11.16	11.50	12.01	10.51	10.88	11.02	11.36	11.88
	8H	11.58	11.88	12.11	12.41	12.90	11.42	11.72	11.95	12.25	12.74
	12H	12.75	12.99	13.30	13.50	14.03	12.56	12.79	13.10	13.31	13.83
12H	4H	9.61	10.03	10.10	10.48	11.00	9.51	9.93	10.01	10.38	10.90
	6H	10.85	11.16	11.39	11.68	12.18	10.73	11.04	11.27	11.56	12.06
	8H	11.86	12.09	12.40	12.61	13.13	11.71	11.94	12.26	12.46	12.99
Variation with the observer position at spacings:											
S = 1.0H		3.2/-3.4					3.2/-3.4				
S = 1.5H		4.5/-2.7					4.5/-2.7				
S = 2.0H		5.3/-2.2					5.3/-2.2				
Standard tables:		BK4					BK4				
Uncorrected UGR		-6.6					-6.6				

依据CIE Publ. 117 计算 UGR, S/H = 0.25